




Usage Guidelines

Follow these setup instructions carefully.

For technical questions or issues

✉ golfboy@qoncept.co.jp

Tripod (GBpod) Assembly

 Be sure to watch the video before assembling.



https://youtu.be/OZ_NPzrAfi8?si=Eui4MfrCkIvEM5F

Set Height in App

Ensure the tripod height matches the in-app setting to maintain measurement accuracy.



Adjust Shot Direction

Align the iPhone (camera) to 0 degrees for the shot direction.



Adjust Distance

Correct for errors due to ball type, setup, and conditions (e.g., wind) via the gear icon on the measurement screen.



Mat Length


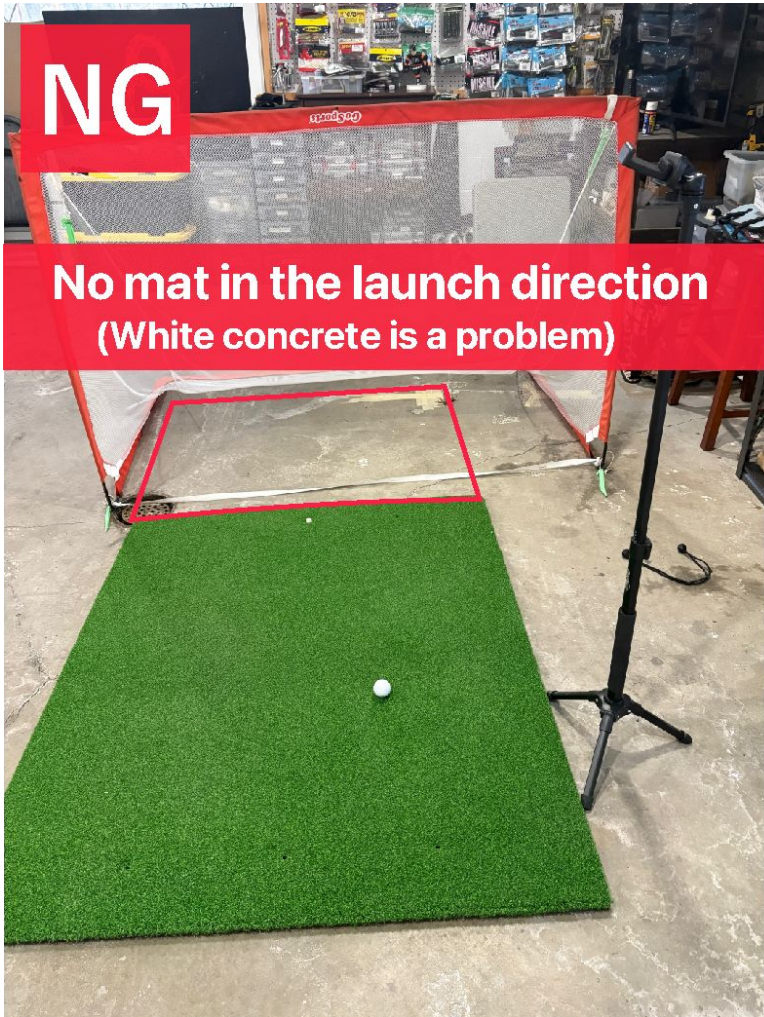
For indoor use, ensure the mat extends 5 feet to detect shots.



Ball-to-Tripod Distance

Position the ball approximately 1 foot from the tripod.





NG

**No mat in the launch direction
(White concrete is a problem)**



OK

Extend the mat





iPhone tilt

0° ~ 12°



Distance between tripod and ball

1.0 ~ 1.3 ft
(30 ~ 40 cm)

