

# USER'S MANUAL

## What is Golfboy ?

- Supported Devices
- Required Equipment
- Free and Paid Services

## Setup Instructions

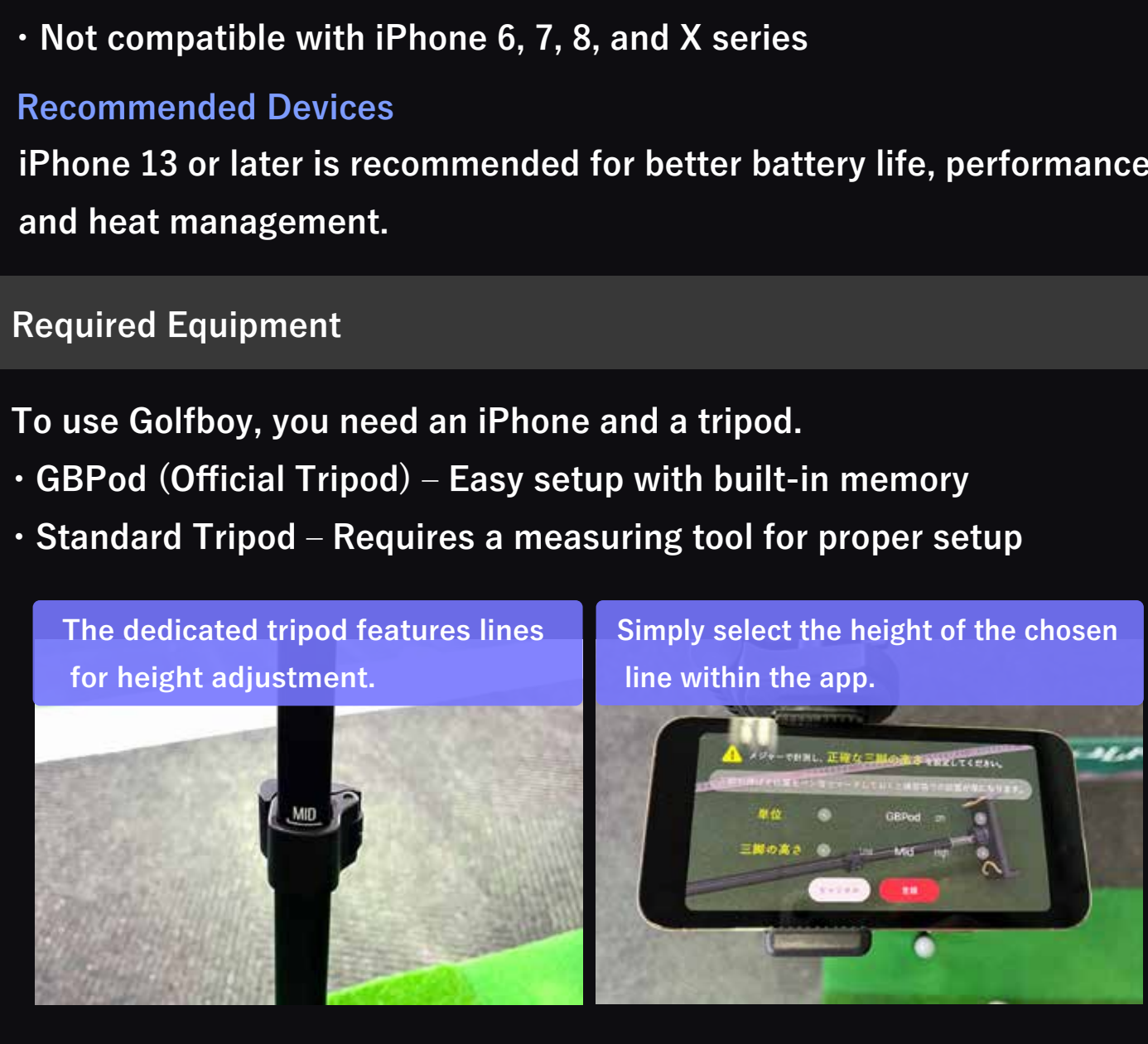
- type Shot
- type Swing

## Feature Summary

1. Shot Monitor **\* Available for iPad only.**
2. Putt Monitor **\* Available for iPad only.**
3. Round Monitor **\* Available for iPad only.**
4. Swing Monitor **\* Available for iPad only.**
5. Swing Plus - Shot
6. Swing Plus - Putt

## What is Golfboy ?

Golfboy offers comprehensive golf training. With just an iPhone and a tripod, you can use features like launch monitor, putting analysis, swing analysis, and course simulation. It is used by both amateur and professional golfers worldwide.



## Supported Devices

Golfboy is an iPhone-only app and cannot be used on iPad alone. It works on most iPhones, but some features are limited depending on the model.

### Supported Devices for the "Swing Analysis"

- Supported on iPhone SE2 and iPhone 11 or later
- Not compatible with iPhone 6, 7, 8, and X series

### Recommended Devices

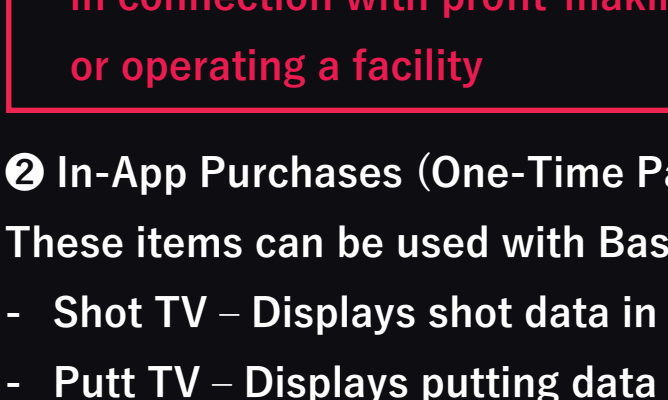
iPhone 13 or later is recommended for better battery life, performance, and heat management.

## Required Equipment

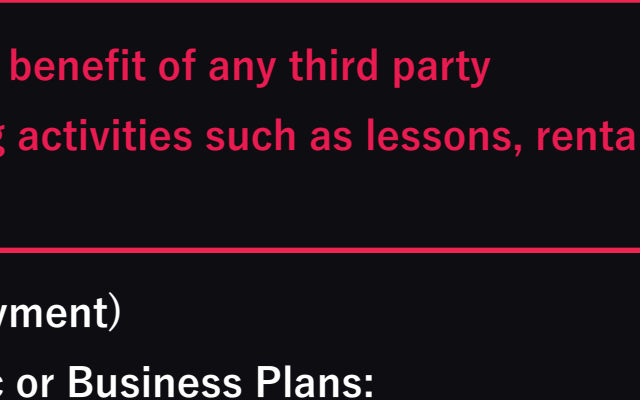
To use Golfboy, you need an iPhone and a tripod.

- GBPod (Official Tripod) – Easy setup with built-in memory
- Standard Tripod – Requires a measuring tool for proper setup

The dedicated tripod features lines for height adjustment.



Simply select the height of the chosen line within the app.



## Free & Paid Services

### Free Services

The following features are available for free:

- Round Mode (Course Simulation)
- Creator Mode (Custom Course Creation)
- Swing Trial Version

Swing Trial Version Includes:

- Automatic swing recording (only the most recent video is saved)
- Auto-guidelines and skeleton tracking
- Swing comparison with a pre-selected reference video

### Paid Services

There are two types of paid services.

You can check details via the Shop icon in the app.

#### 1 Subscription Plans (Fixed Monthly Fee)

Three subscription plans are available:

- 1) Basic Plan (Monthly)
  - Unlocks Shot, Putt, Swing analysis, and device pairing.
- 2) Premium Plan (Monthly/Yearly)
  - Includes all Basic Plan features + full access to in-app purchases during the subscription period.
- 3) Business Plan (Monthly)
  - You can obtain a "commercial license" to use the service for **\*commercial purposes**.

Includes Basic Plan features + data auto-deletion and settings lock.

**\*commercial purposes**

when the Service is used for the benefit of any third party in connection with profit-making activities such as lessons, rentals, or operating a facility

#### 2 In-App Purchases (One-Time Payment)

These items can be used with Basic or Business Plans:

- Shot TV – Displays shot data in different modes.
- Putt TV – Displays putting data in various formats.
- Swing TV – Shows camera and swing videos in different modes.
- Customization Skins – Change the app's appearance.

## Setup Guide

Golfboy has two modes:

type Shot – Measures ball trajectory.

type Mode – Analyzes your swing.

## type - Shot

The iPad version offers three features:

Shot Monitor / Putt Monitor / Round Monitor

These features work in sync with the iPhone version of Shot, Putt, and Round Modes, allowing you to monitor measurement results on the iPad's larger screen.

### How to Pair with an iPad

On your iPhone, display the QR code icon.

On your iPad, open the camera to scan the QR code for pairing.



## type - Swing

The iPad version offers three features:

Swing Monitor / Swing Plus - Shot / Swing Plus - Putt

These features work in sync with the iPhone version of Swing, Shot, and Putt Modes.

### How to Pair with an iPad

On your iPhone, display the QR code icon.

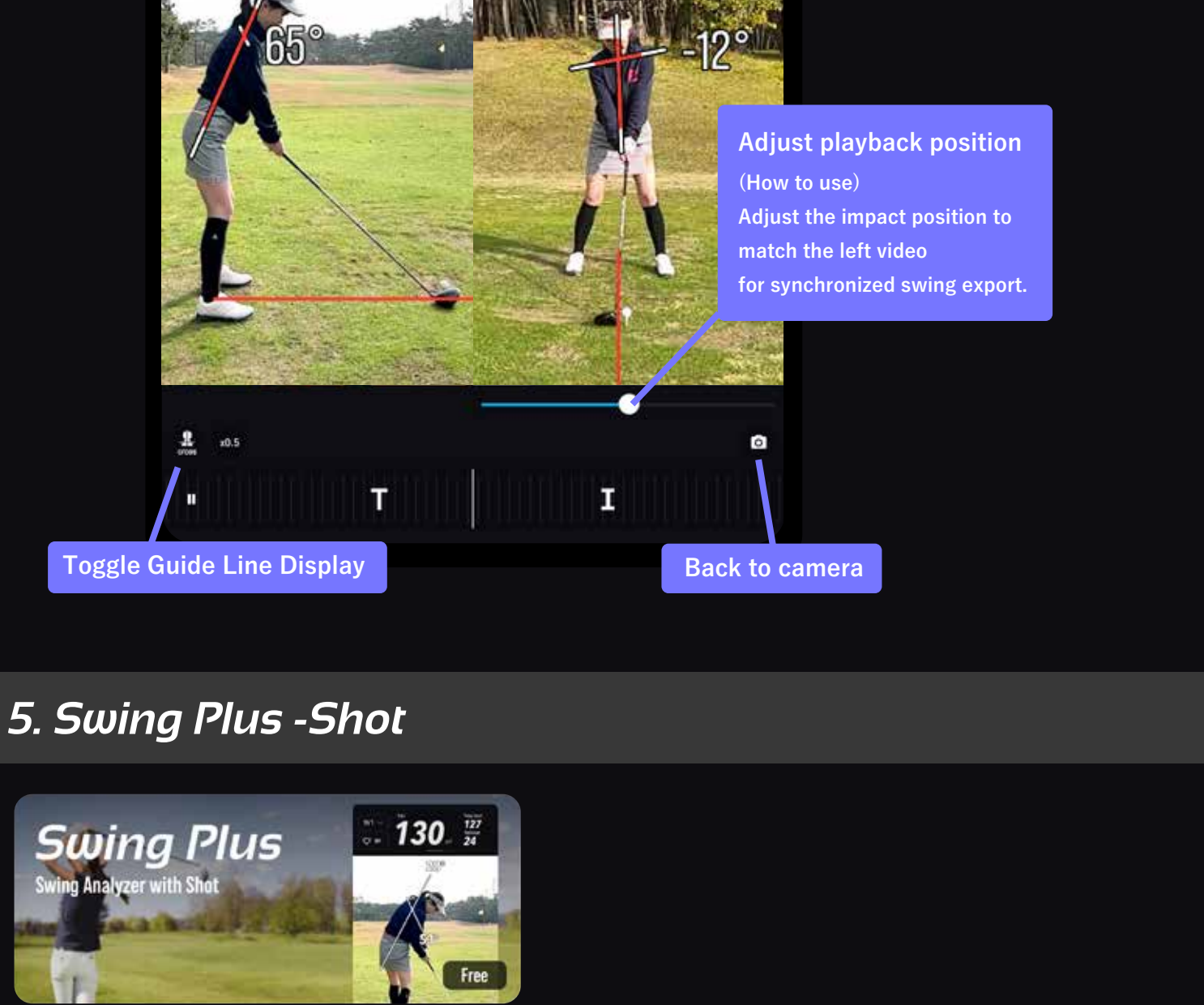
On your iPad, open the camera to scan the QR code for pairing.



## Feature Summary

### 1. Shot Monitor

It's great for coaching sessions or practicing with friends. Easily review recent data by tapping the list at the bottom.



### 2. Putt Monitor

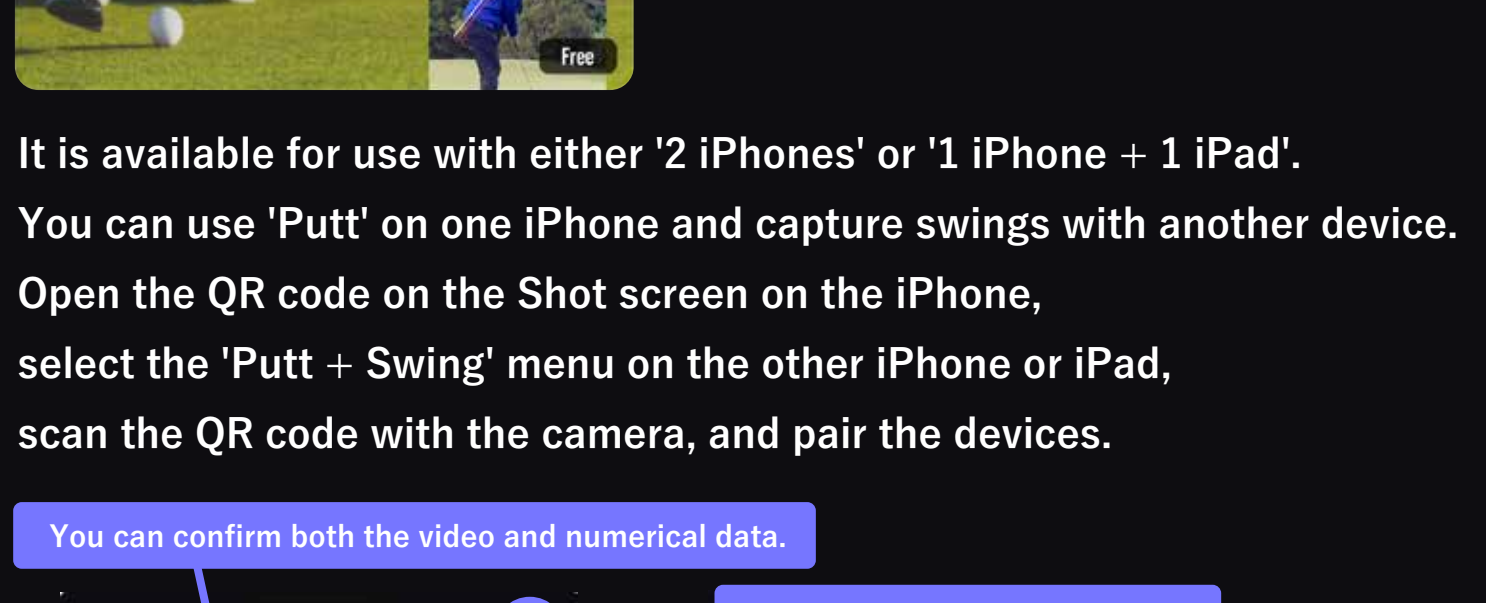
You can also use it for lessons with coaches or practicing with friends. Simply tap the list at the bottom of the screen to easily review recent data.



### 3. Round Monitor

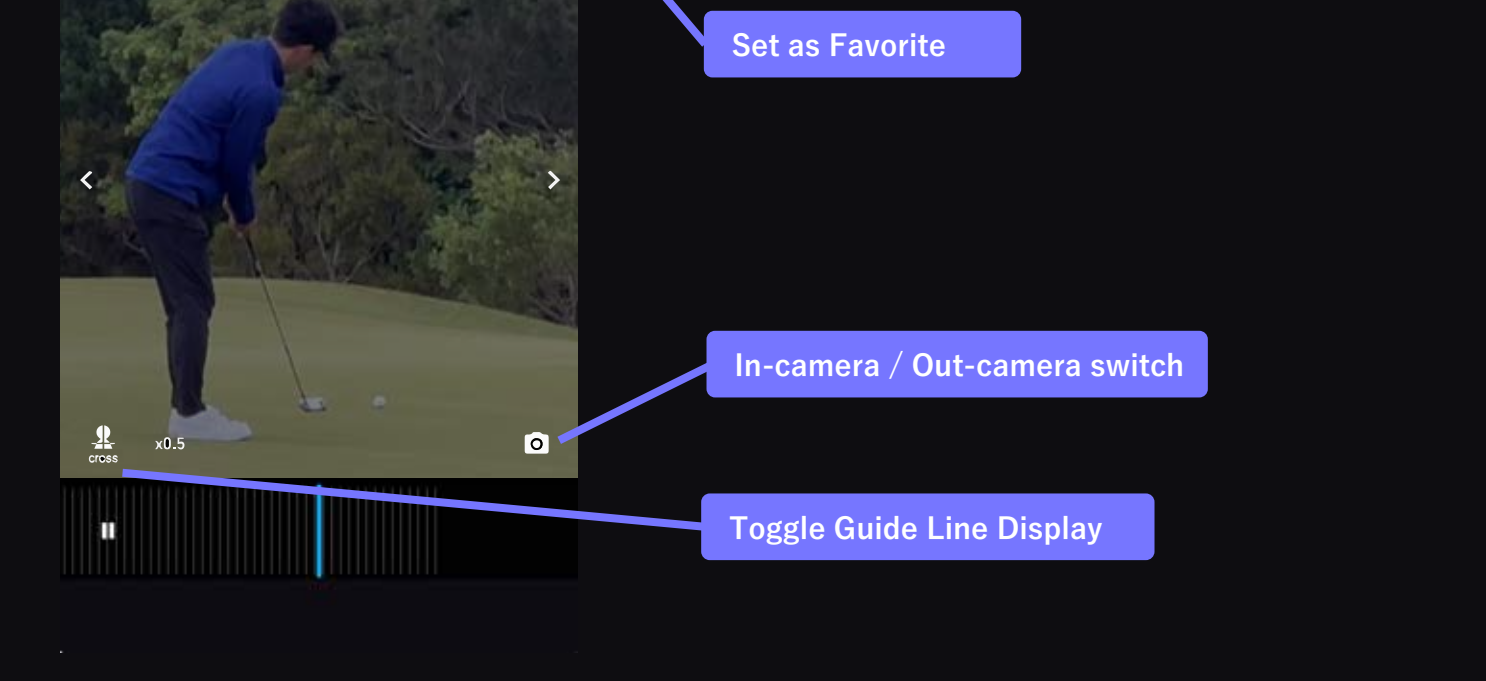
You can watch your friends' round status LIVE.

Tap the list at the bottom of the screen to review past shots.



### 4. Swing Monitor

You can view videos captured on both an iPhone and an iPad on a single iPad screen. No Wi-Fi or internet connection is required.



### 5. Swing Plus -Shot

It is available for use with either '2 iPhones' or '1 iPhone + 1 iPad'. You can use 'Shot' on one iPhone and capture swings with another device. Open the QR code on the Shot screen on the iPhone, select the 'Shot + Swing' menu on the other iPhone or iPad, scan the QR code with the camera, and pair the devices.

You can confirm both the video and numerical data.



### 6. Swing Plus - Putt

It is available for use with either '2 iPhones' or '1 iPhone + 1 iPad'. You can use 'Putt' on one iPhone and capture swings with another device. Open the QR code on the Shot screen on the iPhone, select the 'Putt + Swing' menu on the other iPhone or iPad, scan the QR code with the camera, and pair the devices.

You can confirm both the video and numerical data.

